



***RICHIE VAS / Maxum Team
MMA Bantamweight Champion
& Big Wave Surfer***

Instruction Manual / *Glide*

MAXUM

Maxum watches are 100 - 200 metres water resistant, and feature stainless steel construction with a 5 year limited warranty on stainless steel watches & 3 year warranty on digital.

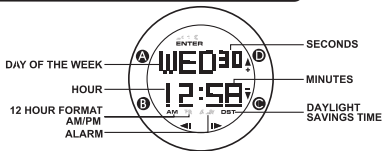
Designed and developed in Australia for Australian surf conditions, Maxum combines function, form and style to create durable, contemporary products that are designed to embrace the Australian surf lifestyle.

Note: Please refer to the 'WATER RESISTANCE GUIDE' and the 'WATCH CARE AND PRECAUTIONS' for more information.

MAXUM GLIDE



REGULAR DISPLAY AND BUTTON OPERATION



BUTTON OPERATION

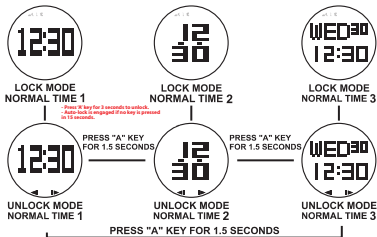
A LIGHT / SET / UNLOCK

(HOLD 'A' FOR 0.3 SECONDS TO UNLOCK)

- A—B: SLIDE FINGER FROM A TO B ON SCREEN C—D: SLIDE FINGER FROM C TO D ON SCREEN
B—C: SLIDE FINGER FROM B TO C ON SCREEN D—C: SLIDE FINGER FROM D TO C ON SCREEN
C—B: SLIDE FINGER FROM C TO B ON SCREEN

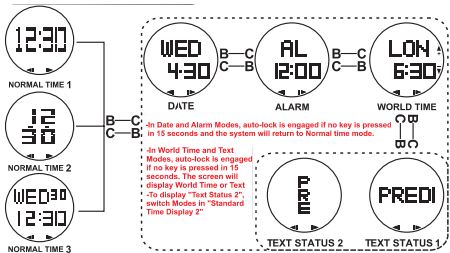
NORMAL TIME DISPLAY

TO UNLOCK: HOLD 'A' FOR 3 SECONDS.



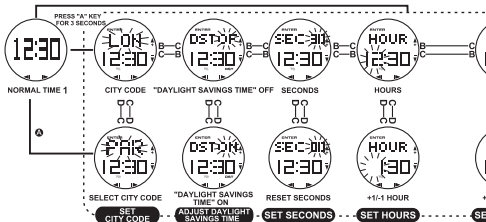
- Press 'A' key for 3 seconds to unlock.
- Auto-lock is engaged if no key is pressed in 15 seconds.

HOW TO SWITCH MODES



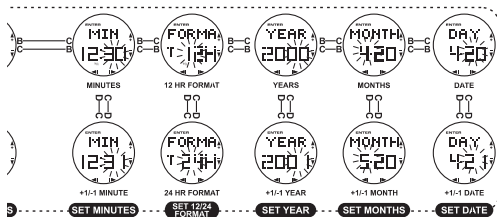
HOW TO SET NORMAL TIME

**Note: you will hear a 'beep' when starting the 3 second hold.*



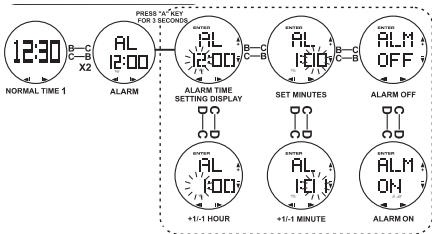
- Auto-lock is engaged if no key is pressed in 15 seconds.
- Press and Hold 'C' or 'D' for 3 seconds to hasten forward or backward adjustment.
- You cannot adjust On/Off for Daylight Savings Time in unavailable zones.

HOW TO SET NORMAL TIME



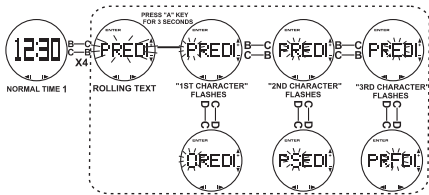
**Note: Hit ENTER when done.*

HOW TO SET ALARM TIME



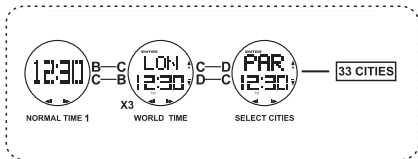
- Auto-lock is engaged if no key is pressed in 15 seconds and the system will return to Normal time mode.
- Press and Hold 'C' or 'D' for 3 seconds to hasten forward or backward adjustment.
- Alarm sound can last 30 seconds. Press 'A' for 3 seconds to stop alarm.

HOW TO ENTER TEXT



- Auto-lock is engaged if no key is pressed in 15 seconds
- Press and Hold "C" or "D" for 3 seconds to hasten forward or backward adjustment
- When modifying text, pressing "A" to confirm will delete the succeeding text after the flashing character. Maximum 14 characters.
- Press "A" to display Text Mode when entering all spaces or space for the first character

HOW TO SET WORLD TIME



- Auto-lock is engaged if no key is pressed in 15 seconds
- Press and Hold "C" or "D" for 3 seconds to hasten forward or backward adjustment
- You cannot adjust On/Off for Daylight Savings Time in unavailable zones
- Area with * indicates Daytime Light Savings Time is available

HOW TO SET WORLD TIME

33 Cities: World time

GMT Difference	-11	-10	-09	-08	-07	-06	-05	-04	-03	-02	-01	-00	+01	+01	+02	+02	+02	+03	+03.5	+04	+04.5	+05
CITY CODE	PPG	HNL	ANC	LAX	DEN	CHI	NYC	CCS	RIO	REC	AZO	LON	PAR	BER	ATH	CAI	JRS	JED	THR	DXB	KBL	KHI
CITY NAME	Samoa	Honolulu	Anchorage	Los Angel	Denver	Chicago	New York	Caracas	Rio De Janeiro	Recife	Azores	London	Paris	Berlin	Athens	Cairo	Jerusalem	Jeddah	Tehran	Dubai	Kabul	Karachi

Continued Over...

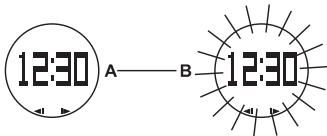
HOW TO SET WORLD TIME

33 Cities: World time (cont.)

GMT Difference	+05.5	+06	+06.5	+07	+08	+09	+09	+09.5	+10	+11	+12
CITY CODE	DEL	DAC	RGN	BKK	HKG	SEL	TYO	ADL	SYD	NOU	WLG
CITY NAME	Delhi	Dacca	Yangon	Bangkok	Hong Kong	Seoul	Tokyo	Adelaide	Sydney	Noumea	Wellington

HOW TO USE EL LIGHT

The Glide features an Electro Luminescent backlight.



NOTE:

The Illumination is not intended for viewing under direct sunlight

CARE OF YOUR WATCH

1. This watch contains precise electronic components.
2. Never to open the case or remove the back cover.
3. Do not operate buttons while underwater, or while swimming or diving.
4. Should water or condensation appear in the watch, immediately have the watch checked by Designa Accessories. Water can corrode electronic parts inside the case.
5. Avoid severe impact: The watch is designed to withstand impact under normal use. Do not subject it to severe impact or rough usage, and do not drop it onto hard surfaces.
6. Avoid exposing the watch to extreme temperatures.
7. Clean the watch with a soft cloth and clean water only. Avoid using chemicals, especially soap.
8. Keep your watch away from strong electric field and static electricity.

FEATURES AND SPECIFICATIONS

1. Standard display mode:
 - Hours, Minutes, Seconds, Day of the Week, Date, Month, Year.
2. Function:
 - Month, Date AM/PM and Electro-Luminescent light.
 - Alarm OFF/ON
 - World Time.
 - Text Display
 - 12/24 hour format switch option.





HANDLING OF WATER RESISTANT WATCHES

Water resistancy of your watch is greatly affected by the way the watch is treated – misuse will diminish water resistancy by affecting the case and lens seals.

- Although the watch is warranted to the specifications marked, all care should be taken to avoid damage that results from mishandling.
- Should your watch have a screw down crown, you must ensure that the screw lock crown is completely tightened at all times.
- If the watch comes into contact with salt or chlorinated water, be sure to rinse it thoroughly in fresh water.
- If a watch is wet, do not store it in a closed container. It should be dried out immediately to avoid damage to internal components.
- Should water or condensation appear in the watch, immediately have it serviced by those listed on your warranty as water can corrode components.

- Pressure in bar (ATM) is a test pressure. This measurement should not be considered as actual immersion depth, as various conditions in beach surf may cause false pressure conditions.
- The dial marking indicated (ATM, M or BAR) represents the tested pressure.



MAXUM WATCH CARE AND PRECAUTIONS

- Avoid leaving your watch in extreme weather for long periods of time: direct sunlight, extremely warm or cold conditions.
- Only use your watch for approved sports as detailed in the 'WATER RESISTANCY USAGE GUIDE' (Avoid wet conditions unless your watch is suited for them).
- Never operate the buttons or crown when the watch is wet or submerged in water.
- Light activities will not affect your watch, but drops or hits against a hard surface will cause damage, not only to the lens, case and band but to the internal components.
- Do not expose the watch to solvents, mercury, cosmetic spray (eg. Hairspray and perfume), detergents, adhesives, paints, gases or other chemicals. They may cause discolouration and deterioration to the finish of the watch.

- Do not under any circumstances wear your watch in a hot tub, sauna, shower or bath. The combination of extreme heat and water may cause your watch to lose its water resistancy.
- Ensure that watches marked as water resistant are thoroughly rinsed in fresh water after use in salt and/or chlorinated water and dried with a soft cloth.
- The watch and bracelet/band may collect dust and perspiration and will become soiled if not cleaned regularly. This is particularly the case with the inner parts of the links or mesh of the bracelet. Wipe periodically with a soft dry cloth.
- No backward hand or date adjustments should be made with analogue hands between 8pm and 3am. At these times, the gears are too close together and such a change could cause damage. Eg. Daylight savings time.
- Avoid fastening the bracelet too tightly. You should be able to insert a finger between the band and the wrist (make sure the wrist is at normal temperature and not overheated).

- Do not clean watch with spray cleaners, thinners or other such volatile agents.
- Never try to open the watch. Only have batteries changed by Designa Accessories technicians.
- Avoid exposing your watch to extreme temperatures
- Should moisture appear inside the watch, have it checked by Designa Accessories technicians.
- Avoid magnetic fields as they may effect the time keeping of your watch.



MAXUM WATER - WATER RESISTANCE

Maxum watches are tested to the highest industry standards for water resistance.

Note: All industry standard watch testing is done in a static laboratory environment and relates to pressure. It does not signify a specific diving depth (see 'WATER RESISTANCY USAGE GUIDE' for more information).

WATER RESISTANCY USAGE GUIDE

INDICATION			
DIAL MARKING	DESCRIPTION	SPLASHES OR RAIN ETC	SWIM 0
10ATM or 100m or BAR	100m WATER RESISTANT	YES	
20ATM or 200m or BAR	200m WATER RESISTANT	YES	

Due to the fact that Surfing and Fishing are in no way static sports there are influences that can affect a watch's ability to keep water out. For example, frequent temperature changes, salt water and big wipe-outs can diminish the longevity of the watch's rubber seals.

To keep your watch in peak condition for surfing/fishing, we recommend that you have your watch seals replaced and fully tested at the Designa Accessories Service Centre every 24 months (see Warranty Book for contact details).

* Water resistant casing does not permit pusher or button operation while in water.

WATER RELATED USE			
MAIN	SWIMMING, SURFING OR CAR WASH	SCUBA DIVING	SHOWER/BATH ETC
	YES	NO	NO
	YES	YES	NO

LIMITED WARRANTY ON ALL MAXUM WATCHES

Your Maxum watch is guaranteed for a period (3 years for all Plasma Watches and 5 years for all Waverider or Core Watches) from the date of purchase against all defects in material or workmanship. This does not apply to normal wear and tear or abuse of components and watch finish or plating (see 'WATCH CARE AND PRECAUTIONS') and does not cover water damage caused by non-compliance with the water resistancy guide in the Maxum Operations Manual found at **www.maxum.com.au**

The following applies to Australian Residents ONLY:

Our goods come with guarantees that cannot be excluded under the Australian Consumer Law. You are entitled to a replacement or a refund for a major failure and for compensation for any other reasonably foreseeable loss or damage. You are also entitled to have the goods repaired or replaced if the goods fail to be of acceptable quality and the failure does not amount to a major failure. This mandatory warranty applies in respect of all goods purchased after the 31st of December 2011.



TO MAKE A CLAIM:

This warranty is issued by DA Designa Accessories Pty Limited ABN 53 003 084 893 of PO Box 2576, Taren Point NSW 2229, telephone (02) 8543 4600. To make a claim under warranty given by Designa you must send the goods in appropriate packaging together with proof of purchase to Designa at the address stated above. You must bear the expense of making a claim under any such warranty. Any warranty given by Designa is in addition to other rights and remedies which you have as a consumer under law in relation to the goods or services to which the warranty relates.

For this warranty to be valid, it must be dated at the time of purchase and stamped by the retailer.

Any other warranty given by your retailer is entirely under their responsibility and the terms of this warranty cannot be changed by any person.

The following parts ARE covered by the Maxum limited warranty:

3YR Warranty (Plasma Watches):

1. Batteries - 1 YEAR
2. Bands/Straps - 1 YEAR
3. Water resistancy - 2 YEARS
4. Movement - 3 YEARS

5YR Warranty (Waverider/Core Watches):

1. Batteries - 1 YEAR
2. Bands/Straps - 1 YEAR
3. Water resistancy - 2 YEARS
4. Movement - 5 YEARS

The following parts ARE NOT covered by the Maxum 3YR or 5YR limited warranty:

1. Clasp
2. Bezel
3. Case damage, scratching or breakage
4. Lens breakage, scratching or damage
5. Water leakage if the screw-in-crown is not activated
6. General wear and tear, scratches

In the event of a malfunction, return the watch and your warranty to:

AUSTRALIA:

DESIGNA ACCESSORIES

PO BOX 2576

TAREN POINT NSW 2229

AUSTRALIA

Ph: 1800 800 030

Email: customer.service@designa.com.au

NEW ZEALAND:

DESIGNA ACCESSORIES

P.O BOX 99313

NEWMARKET AUCKLAND 1146

Ph: 649 531 4190

LIMITED WARRANTY REPAIR COUPON

Please tick your watch type:

- ☐ 3YR - PLASMA WATCH OR
☐ 5YR - WAVERIDER/ CORE WATCH

NAME.....

ADDRESS.....

CITY.....

POSTCODE.....

PHONE.....

WATCH STYLE NO.....

DATE PURCHASED.....

RETAILER PURCHASED FROM:

NOTES

NOTES



www.maxum.com.au